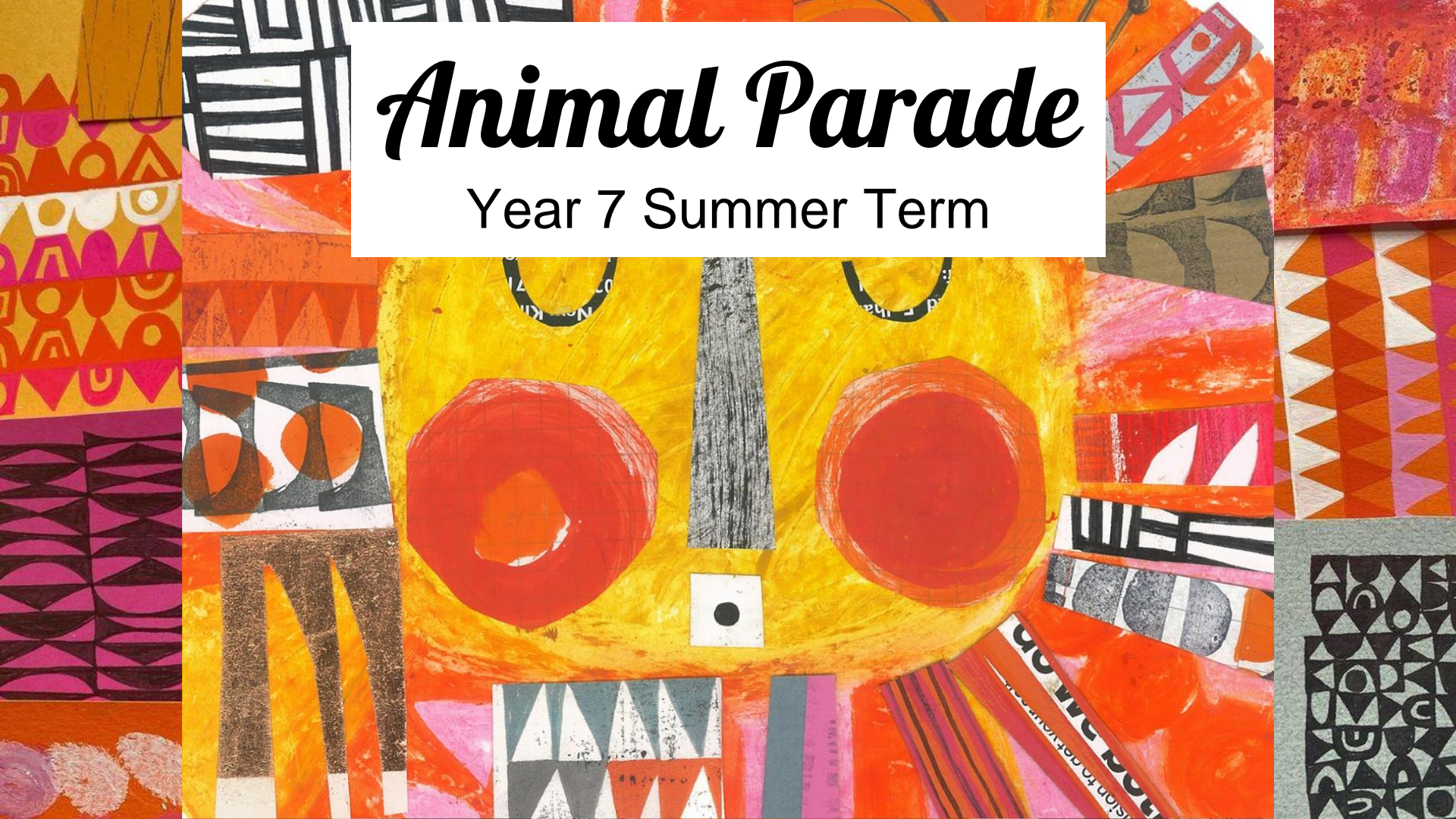


# *Animal Parade*

Year 7 Summer Term





Learning Objective:  
To create patterned papers in  
the style of Clare Youngs  
using a **range of media**

What do you notice, wonder and question about this artwork?



Patterns

Text

Colourful

Textures

Small  
strips of  
paper


Shapes

Creative

Collage

Bright

Animals



This artist (Clare Youngs) uses hand patterned paper, scissors, glue and a imagination to create bright and interesting pieces of art!









# EXAMPLES OF CLARE'S WORK








- Coloured pencils
- Watercolour paint
- Posca pens
- Fineliner





Using a **black fineliner or felt tip pen** - add some Clare Youngs style patterns to your piece of paper.









# PATTERN INSPIRATION





Use oil pastels to create patterns and textures



Use oil pastels and watercolour paint to create a resist pattern





Learning Objective:  
To create patterned papers in  
the style of Clare Youngs  
using a **range of media**