


Altered Portraits



Learning Objective

To create a photo portrait collage using magazines


- Has this picture been created?
- What effect does it have?
- How has it been composed?
- What would you do differently?



Learning Objective

To create a photo portrait collage using magazines

- Layer up layers of interesting photos cut out from magazines.
- Create surreal images using things that don't normally go together
- Don't stick down until you are happy with the position of all your collage pieces





extension!

Make a monster face using pictures from magazines and newspapers. The more ridiculous, scary or strange the better.

France-based photographers Metra Bruno and Laurence Jeason are work partners who have created intriguing portraits of people who look like they have had cosmetic surgery done. In fact, the portraits show pieces of magazine photos pasted onto the models' faces.

Instructions:

use one of these techniques to create your monster portrait:

-  use glue to stick and make a collage on paper
-  tape cutouts from magazines onto your face and take a photo (be gentle when taking the tape off!)



Hannah Hoch's work was about androgyny and shifting gender

Images in magazines of models often show idealised images of people - by cutting them up and making them look bizarre how has your work changed the meaning of these images?

German artist Hannah Hoch was one of the first artists to make photomontages



Hoch's images portrayed androgynous individuals, which the Nazis despised. Nazi ideology appreciated artwork that portrayed the ideal Aryan German man and woman. The images Höch used often contrasted this look, or used it to make a point about society.

