


# *Altered Portraits*




Learning Objective  
To create a mix  
match face portrait  
using multiple  
phones or cameras








# Experiment with the position of the facial feature



# Experiment with landscape and portrait



# Learning Objective

## To create mix match portraits using multiple phones or camera

Take photographs of features such as eyes, nose and mouth from a straight on angle with a plain background

The experiment with holding them in front of of either yours or someone else's face. They moving the phone/camera around and zooming in and out of the screen. TAKE MULTIPLE PHOTOGRAPHS DURING THIS PROCESS!!!

Edit your best photos by cropping and enhancing bright and contrast.

At the end of the lesson upload your best photos to the assignment set on Google Classroom

